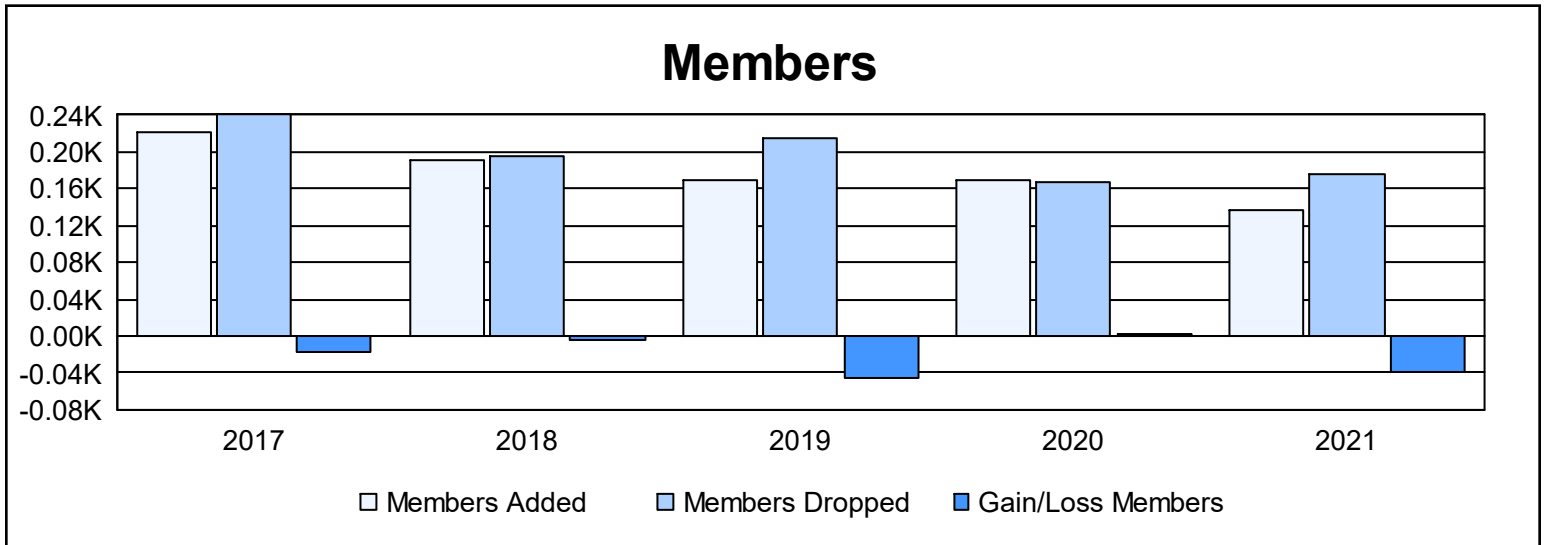
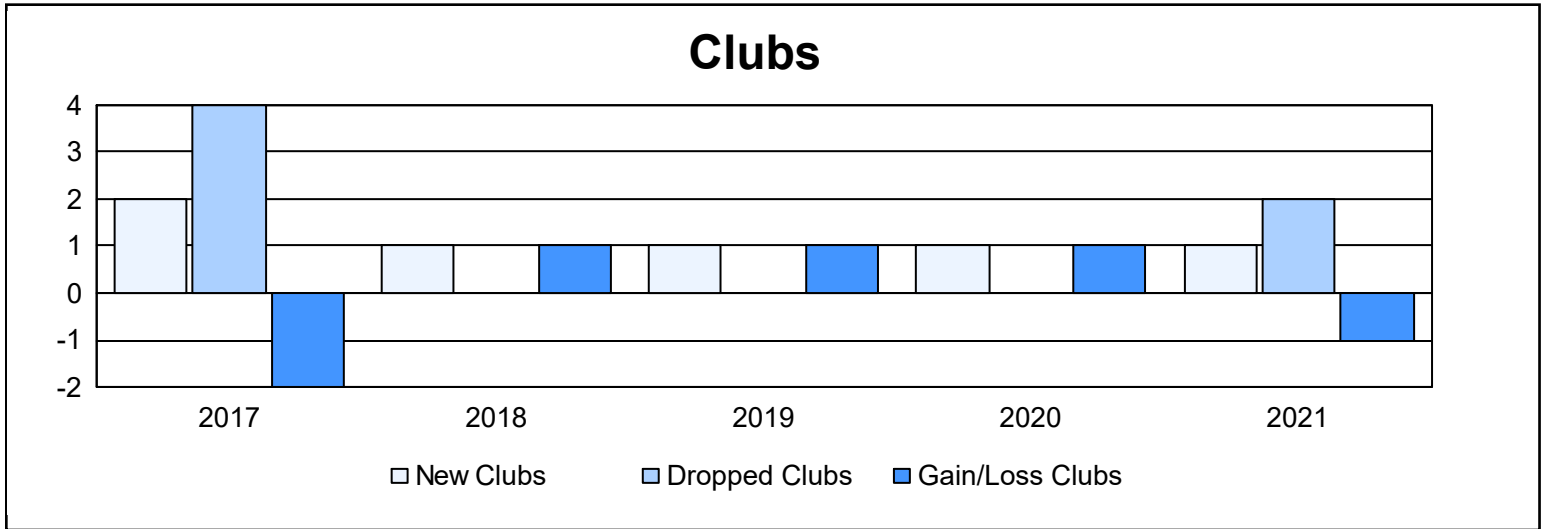
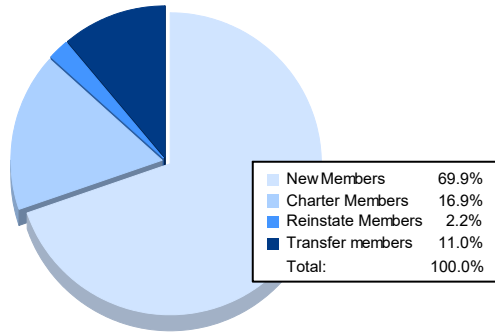


| Year | New Clubs | Dropped Clubs | Gain/ Loss Clubs | New Members | Charter Members | Reinstate Members | Transfer Members | Total Member Added | Total Members Dropped | Gain/ Loss Members |
|----------------|-----------|---------------|------------------|-------------|-----------------|-------------------|------------------|--------------------|-----------------------|--------------------|
| 2016-2017 | 2 | 4 | -2 | 146 | 58 | 7 | 11 | 222 | 240 | -18 |
| 2017-2018 | 1 | 0 | 1 | 144 | 32 | 8 | 7 | 191 | 196 | -5 |
| 2018-2019 | 1 | 0 | 1 | 106 | 46 | 8 | 10 | 170 | 216 | -46 |
| 2019-2020 | 1 | 0 | 1 | 118 | 31 | 5 | 16 | 170 | 168 | 2 |
| 2020-2021 | 1 | 2 | -1 | 95 | 23 | 3 | 15 | 136 | 175 | -39 |
| Average | 1 | 1 | 0 | 122 | 38 | 6 | 12 | 178 | 199 | -21 |



Membership Composition June 2021 Cumulative



Gender Composition June 2021 Cumulative

